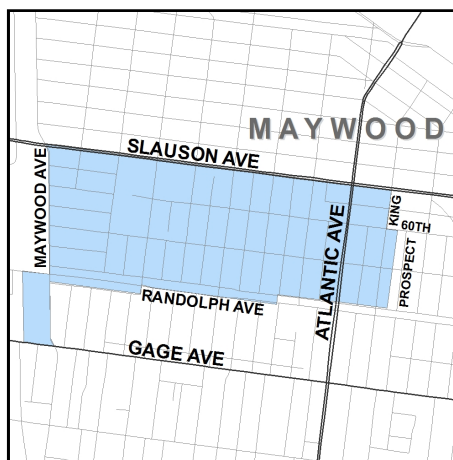


MAYWOOD MUTUAL WATER COMPANY No.1

2022 CONSUMER CONFIDENCE REPORT

Since 1991, California water utilities have been providing information on water served to its consumers. This report, prepared May 2023, is a snapshot of the tap water quality that we provided last year. Included are details about where your water comes from, how it is tested, what is in it, and how it compares with state and federal limits. We strive to keep you informed about the quality of your water, and to provide a reliable and economic supply that meets all regulatory requirements.



Where Does My Tap Water Come From?

Your tap water comes from the Central Basin. These local, deep groundwater wells located in our service area. These wells supply

our service area shown on the adjacent map. The quality of groundwater delivered to your home is presented in this report.

How is My Drinking Water Tested?

Your drinking water is tested regularly for unsafe levels of chemicals, radioactivity and bacteria at the source and in the distribution system. We test weekly, monthly, quarterly, annually or less often depending on the substance. State and federal laws allow us to test some substances less than once per year because their levels do not change frequently. All water quality tests are conducted by specially trained technicians in state-certified laboratories.

What Are Drinking Water Standards?

The U.S Environmental Protection Agency (USEPA) limits the amount of certain substances allowed in tap water. In California, the State Water Resources Control Board (State Water Board) regulates tap water quality by enforcing limits that are at least as stringent as the Federal EPA's. Historically, California limits are more stringent than the Federal ones.

There are two types of these limits, known as standards. Primary standards protect you from substances that could potentially affect your health. Secondary standards regulate substances that affect the aesthetic qualities of water. Regulations set a Maximum Contaminant Level (MCL) for each of the primary and secondary standards. The MCL is the highest level of a substance that is allowed in your drinking water.

Public Health Goals (PHGs) are set by the California Environmental Protection Agency. PHGs provide more information on the quality of drinking water to customers, and are similar to their federal counterparts, Maximum Contaminant

Level Goals (MCLGs). PHGs and MCLGs are advisory levels that are nonenforceable. Both PHGs and MCLGs are concentrations of a substance below which there are no known or expected health risks.

How Do I Read the Water Quality Table?

Although we test for over 100 substances, regulations require us to report only those found in your water. The first column of the water quality table lists substances detected in your water. The next columns list the average concentration and range of concentrations found in your drinking water. Following are columns that list the MCL and PHG or MCLG, if appropriate. The last column describes the likely sources of these substances in drinking water.

To review the quality of your drinking water, compare the highest concentration and the MCL. Check for substances greater than the MCL. Exceedence of a primary MCL does not usually constitute an immediate health threat. Rather, it requires testing the source water more frequently for a short duration. If test results show that the water continues to exceed the MCL, the water must be treated to remove the substance, or the source must be removed from service.

Why Do I See So Much Coverage in the News About the Quality Of Tap Water?

The sources of drinking water (both tap water and bottled water) include rivers, lakes, streams, ponds, reservoirs, springs and wells. As water travels over the surface of the land or through the ground, it dissolves naturally occurring minerals and, in some cases, radioactive material, and can pick up substances resulting from the presence of animals or from human activity.

Contaminants that may be present in source water include:

- Microbial contaminants, including viruses and bacteria, that may come from sewage treatment plants, septic systems, agricultural livestock operations, and wildlife;
- Inorganic contaminants, such as salts and metals, that can be naturally-occurring or result from urban stormwater runoff, industrial or domestic wastewater discharges, oil and gas production, mining or farming;
- Pesticides and herbicides, which may come from a variety of sources such as agriculture, urban stormwater runoff, and residential uses;
- Organic chemical contaminants, including synthetic and volatile organic chemicals, that are byproducts of industrial processes and petroleum production, and can also come from gas stations, urban stormwater runoff, agricultural application, and septic systems;
- Radioactive contaminants, which can be naturally occurring or be the result of oil and gas production and mining activities.

In order to ensure that tap water is safe to drink, the USEPA and the State Water Resources Control Board (State Water Board) prescribe regulations that limit the amount of certain contaminants in water provided by public water systems. The

State Board regulations also establish limits for contaminants in bottled water that must provide the same protection for public health

Drinking water, including bottled water, may reasonably be expected to contain at least small amounts of some contaminants. The presence of contaminants does not necessarily indicate that water poses a health risk. More information about contaminants and potential health effects can be obtained by calling the USEPA's Safe Drinking Water Hotline (1-800-426-4791). You can also get more information on tap water by logging on to these helpful web sites:

- <https://www.epa.gov/ground-water-and-drinking-water/safe-drinking-water-information>
(USEPA's web site)
- http://www.waterboards.ca.gov/drinking_water/certification/drinkingwater/NotificationLevels.shtml
(State Board web site)

If present, elevated levels of lead can cause serious health problem, especially for pregnant women and young children. Lead in drinking water is primarily from materials and components associated with service lines and home plumbing. Maywood Mutual Water Company No. 1 is responsible for providing high quality drinking water, but cannot control the variety of materials used in plumbing components. When your water has been sitting for several hours, you can minimize the potential for lead exposure by flushing your tap for 30 seconds to 2 minutes before using water for drinking or cooking. If you are concerned about lead in your water, you may wish to have your water tested. Information on lead in drinking water, testing methods, and steps you can take to minimize exposure is available from the Safe Drinking Water Hotline or at <http://www.epa.gov/lead>.

Should I Take Additional Precautions?

Some people may be more vulnerable to contaminants in drinking water than the general population. Immunocompromised persons such as persons with cancer undergoing chemotherapy, persons who have undergone organ transplants, people with HIV/AIDS or other immune system disorders, some elderly, and infants can be particularly at risk from infections. These people should seek advice about drinking water from their health care providers. The USEPA/Centers for Disease Control guidelines on appropriate means to lessen the risk of infection of *Cryptosporidium* and other microbial contaminants are available from the USEPA's Safe Drinking Water Hotline (1-800-426-4791).

Source Water Assessment

Maywood Mutual Water Company No. 1 conducted an assessment of its groundwater supplies in May of 2003. Groundwater supplies are considered most vulnerable to historic gas stations, chemical/petroleum processing/storage, metal plating/finishing/fabricating, automobile body shops, automobile gas stations, and dry cleaners. A copy of the approved assessment may be obtained by written request to the main office to the attention of Jose Herrera at 5953 Gifford Avenue, Huntington Park, CA 90255 or by calling (323-560-2439).

How Can I Participate in Decisions On Water Issues That Affect Me?

All shareholders are welcome to attend Board of Director Meetings on the last Monday of each month at 11:00 A.M. at 5953 South Gifford Ave., Huntington Park, CA 90255. Eligible persons living within the water district may attend with proper ID and giving a 48 hour written notice.

How Do I Contact My Water Agency If I Have Any Questions About Water Quality?

If you have specific questions about your tap water quality, please contact Jose Herrera at (323) 560-2439.

Some Helpful Water Conservation Tips

- Fix leaky faucets in your home – save up to 20 gallons every day for every leak stopped
- Save between 15 and 50 gallons each time by only washing full loads of laundry
- Adjust your sprinklers so that water lands on your lawn/garden, not the sidewalk/driveway – save 500 gallons per month
- Use organic mulch around plants to reduce evaporation – save hundreds of gallons a year
- Visit <http://www.epa.gov/watersense> for more information.

www.maywoodmutualwater.com

MAYWOOD MUTUAL WATER COMPANY No. 1 2022 CONSUMER CONFIDENCE REPORT

Results are from the most recent testing performed in accordance with state and federal drinking water regulations. The State allows the Water Company to monitor for some contaminants less than once per year because the concentrations of these contaminants do not change frequently. Some of the data, though representative, are more than one year old.

PRIMARY STANDARDS MONITORED AT THE SOURCE-MANDATED FOR PUBLIC HEALTH						
ORGANIC CHEMICALS (µg/l)	GROUNDWATER		PRIMARY MCL	MCLG or PHG	MAJOR SOURCES IN DRINKING WATER	
	AVERAGE (a)	RANGE (a)				
INORGANICS Sampled from 2020 to 2022 (b)						
Aluminum (mg/l)	ND	ND	1	0.6 (c)	Erosion of natural deposits; residue from surface water treatment processes	
Arsenic (µg/l)	ND	ND	10	0.004	Erosion of natural deposits; glass/electronics production wastes; runoff	
Barium (mg/l)	0.14	0.12 - 0.16	1	2 (c)	Oil drilling waste and metal refinery discharge; erosion of natural deposits	
Fluoride (mg/l)	0.36	0.33 - 0.39	2.0	1 (c)	Erosion of natural deposits, water additive that promotes strong teeth	
Nitrate (mg/l as N)	0.44	ND - 0.87	10	10 (c)	Runoff and leaching from fertilizer use/septic tanks/sewage, natural erosion	
RADIOLOGICAL - (pCi/l) (Sampled from 2017-2020) (b)						
Gross Alpha	ND	ND	15	0	Erosion of natural deposits	
Radium 226	ND	ND	5 (d)	0.05	Erosion of natural deposits	
Radium 228	ND	ND		0.019	Erosion of natural deposits	
Uranium	0.85	ND - 1.7	20	0.43 (c)	Erosion of natural deposits	
PRIMARY STANDARDS MONITORED IN THE DISTRIBUTION SYSTEM - MANDATED FOR PUBLIC HEALTH						
MICROBIALS	DISTRIBUTION SYSTEM		PRIMARY MCL	MCLG or PHG		
	AVERAGE # POSITIVE	RANGE OF # POSITIVE	> 1 positive	0	Naturally present in the environment	
	Total Coliform Bacteria	0	0	0	Human and animal fecal waste	
Fecal Coliform and <i>E. Coli</i> Bacteria	0	0	0	0		
No. of Acute Violations	0	0	-	-		
DISTRIBUTION SYSTEM						
AVERAGE	RANGE		TT	-	Soil runoff	
Turbidity (NTU) (l)	0.1	<0.1 - 0.35				
DISINFECTION BY-PRODUCTS AND DISINFECTION RESIDUALS (e)						
DISTRIBUTION SYSTEM		PRIMARY MCL	MCLG or PHG			
AVERAGE	RANGE	80	-	By-product of drinking water chlorination		
Total Trihalomethanes-TTHMS (µg/l)	34.5	18.3 - 46.0		By-product of drinking water disinfection		
Haloacetic Acids (µg/l)	5.7	3.6 - 6.5		By-product of drinking water disinfection		
Total Chlorine Residual (mg/l)	1.0	0.38 - 1.46	4.0 (f)	4.0 (g)	Drinking water disinfectant added for treatment	
AT THE TAP						
DISTRIBUTION SYSTEM		ACTION LEVEL	MCLG or PHG			
90% PERCENTILE	NUMBER OF SITES ABOVE THE AL	AL	AL			
20 sites sampled in 2021		1.3 AL	0.3 (c)	Internal corrosion of household plumbing, erosion of natural deposits		
Copper (mg/l)	0.11 (h)	0	15 AL	0.2 (c)	Internal corrosion of household plumbing, industrial manufacturer discharges	
Lead (µg/l)	ND (h)	0				

SECONDARY STANDARDS MONITORED AT THE SOURCE-FOR AESTHETIC PURPOSES

	GROUNDWATER		SECONDARY	MCLG
	AVERAGE	RANGE	MCL	or PHG
Sampled from 2020 to 2022 (b)				
Aggressiveness Index (corrosivity)	12.4	12.4	Non-corrosive	-
Aluminum (µg/l) (i)	ND	ND	200	600 (c)
Chloride (mg/l)	54.5	53 - 56	500	-
Color (color units)	ND	ND	15	-
Specific Conductance (uS/cm)	695	680 - 710	1,600	-
Iron (ug/l) (j)	19.1	ND - 260	300	-
Manganese (µg/l) (j)	10.3	ND - 96 (j)	50	-
Odor (threshold odor number)	ND	ND	3	-
Sulfate (mg/l)	108	96 - 120	500	-
Total Dissolved Solids (mg/l)	450	440 - 460	1,000	-
Turbidity (NTU)	0.1	0.1 - 0.2	5	-

SECONDARY STANDARDS MONITORED IN THE DISTRIBUTION SYSTEM-FOR AESTHETIC PURPOSES

GENERAL	DISTRIBUTION SYSTEM		SECONDARY	MCLG
	AVERAGE	RANGE	MCL	or PHG
PHYSICAL CONSTITUENTS (l)				
Color (color units)	<3.0	<3.0	15	-
Odor (threshold odor number)	1	1	3	-

ADDITIONAL CHEMICALS OF INTEREST

	GROUNDWATER	
	AVERAGE	RANGE
Sampled from 2020 to 2022 (b)		
1,4-Dioxane (ug/l) (k)	3.2	1.7 - 5.5
Alkalinity (mg/l)	180	180.0
Calcium (mg/l)	66	61 - 71
Langelier Index at source temp. (Sampled in 2017)	0.6	0.6
Magnesium (mg/l)	15	14 - 16
pH (standard unit)	7.8	7.8 - 7.9
Potassium (mg/l)	3.8	3.5 - 4.0
Sodium (mg/l)	51.5	48 - 55
Total Hardness (mg/l)	225	210 - 240

ABBREVIATIONS

INA = constituent not analyzed	uS/cm = microSiemens per centimeter
NTU = nephelometric turbidity units	ND = constituent not detected at the reporting limit
< = less than	mg/l = milligrams per liter or parts per million (equivalent to 1 drop in 42 gallons)
SI = saturation index	ng/l = nanograms per liter or parts per trillion (equivalent to 1 drop in 42,000,000 gallons)
pCi/l = picoCuries per liter	µg/l = micrograms per liter or parts per billion (equivalent to 1 drop in 42,000 gallons)

FOOTNOTES

- (a) Over 50 organic constituents/chemicals with primary standards were analyzed. None were detected at or above the reporting limit in groundwater sources.
- (b) Indicates dates sampled for groundwater sources only.
- (c) California Public Health Goal (PHG). Other advisory levels listed in this column are federal Maximum Contaminant Level Goals (MCLGs).
- (d) Combined Radium 226 + Radium 228 has a Maximum Contaminant Level (MCL) of 5 pCi/L.
- (e) Running annual average used to calculate average, range, and MCL compliance.
- (f) Maximum Residual Disinfectant Level (MRDL)
- (g) Maximum Residual Disinfectant Level Goal (MRDLG)
- (h) 90th percentile from the most recent sampling at selected customer taps.
- (i) Aluminum has primary and secondary standards.
- (j) The secondary MCL for manganese was exceeded in two wells in 2022. Both wells are monitored monthly or quarterly. **For one of the wells, the filtration treatment technique was installed in 2018 to remove iron and manganese from the water prior to distribution. Manganese samples taken weekly in the distribution system average well results below regulatory limits.** The manganese secondary MCL is set to protect against unpleasant effects such as color, taste, odor, and staining of laundry/plumbing fixtures. A manganese secondary MCL exceedance does not pose a health risk.
- (k) The Notification Level of 1 ug/l for **1,4-Dioxane** was exceeded in two wells in 2022. Some people who use water containing 1,4-dioxane in excess of the Notification Level over many years may experience liver or kidney problems and may have an increased risk of getting cancer, based on studies in laboratory animals.

(I) FAILURE TO COMPLY WITH DOMESTIC WATER SUPPLY PERMIT CONDITION - FAILED TO MONITOR GENERAL PHYSICAL ANALYTES IN SEPTEMBER 2022

Maywood Mutual No. 1 is required to collect monthly samples for color, odor, and turbidity at the Well 04 Treatment Plant filter effluent and report the results to the State Water Board. Monthly samples were not completed during the month of September 2022. Because we did not complete all monitoring for color, odor, and turbidity within the monitoring period, we cannot be sure of the quality of your drinking water during that time. Therefore, the State Water Board has determined that Maywood Mutual No.1 has failed to take the minimum number of samples required. **The monitoring violation occurred in 2022 and the State Water Board issued the Notice of Violation on November 8, 2022.**

DEFINITIONS

Maximum Contaminant Level (MCL): The highest level of a contaminant that is allowed in drinking water. Primary MCLs are set as close to the PHGs (or MCLGs) as is economically and technologically feasible. Secondary MCLs are set to protect the odor, taste, and appearance of drinking water.

Maximum Contaminant Level Goal (MCLG): The level of a contaminant in drinking water below which there is no known or expected risk to health. MCLGs are set by the U.S. Environmental Protection Agency.

Maximum Residual Disinfectant Level (MRDL): The highest level of a disinfectant allowed in drinking water. There is convincing evidence that addition of a disinfectant is necessary for control of microbial contaminants.

Maximum Residual Disinfectant Level Goal (MRDLG): The level of a drinking water disinfectant below which there is no known or expected risk to health. MRDLGs do not reflect the benefits of the use of disinfectants to control microbial contaminants.

Notification Level: The level at which notification of the public water system governing body is required. A health-based advisory level for an unregulated contaminant.

Public Health Goal (PHG): The level of a contaminant in drinking water below which there is no known or expected risk to health. PHGs are set by the California Environmental Protection Agency.

Treatment Technique (TT): A required process intended to reduce the level of a contaminant in drinking water.

Regulatory Action Level (AL): The concentration of a contaminant which, if exceeded, triggers treatment or other requirements that affect health along with their monitoring and reporting requirements.

Primary Drinking Water Standards (PDWS): MCLs and MRDLs for contaminants that affect health along with their monitoring and reporting requirements, and water treatment requirements.

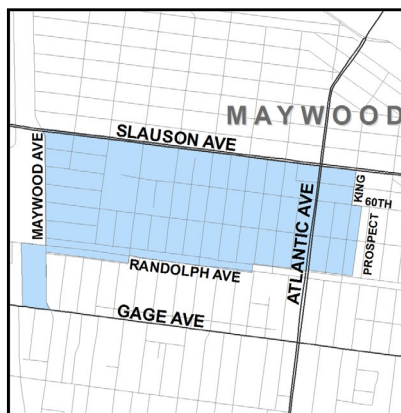
Secondary Water Standards (SDWS): MCLs and MRDLs for contaminants that affect the aesthetic qualities such as taste, odor, or appearance of the drinking water. Contaminants with SDWSs do not affect the health at the MCL levels.

Variance and Exemptions: State Water Board permission to exceed an MCL or not comply with a treatment technique under certain conditions.

LA COMPAÑÍA DE AGUA DE MAYWOOD MUTUAL No. 1

INFORME DE CONFIANZA DE CONSUMIDOR de 2022

Desde 1991, las agencias proveedoras de recursos hidráulicos de California han emitido información sobre el agua que se provee al consumidor. Este informe, preparado en mayo de 2023, es una instantánea de la calidad del agua del grifo que brindamos el año pasado. Incluimos detalles sobre el origen del agua que toma, cómo se analiza, que contiene, y cómo se compara con los límites estatales y federales. Nos esforzamos por mantenerle informado sobre la calidad de su agua, y proveerle un abastecimiento confiable y económico que cumpla con todos los requisitos.



¿De Dónde Proviene el Agua que Tomo?

El agua del grifo proviene de la cuenca central. Estos pozos de agua subterránea profundos locales ubicados en nuestra área de servicio. Estos pozos abastecen nuestra área de servicio que se muestra en el mapa adyacente. En

este informe se presenta la calidad del agua subterránea entregada a su hogar.

¿Cómo Se Analiza Mi Agua Potable?

El agua que toma se analiza regularmente para asegurarnos de que no halla niveles altos de sustancias químicas, de radioactividad o de bacteria en el sistema de distribución y en las tomas de servicios. Estos análisis se llevan a cabo semanal, mensual, trimestral, y anualmente o con más frecuencia, dependiendo de la sustancia analizada. Bajo las leyes estatales y federales, se nos permite analizar algunas sustancias menos frecuentemente que los periodos anuales porque los resultados no cambian.

¿Cuales Son Los Estándares del Agua Potable?

La Agencia federal de Protección al Medio Ambiente (USEPA) impone los límites de las cantidades de ciertos contaminantes en el agua potable. En California, la Junta de Control de Recursos Hídricos del Estado (State Water Board) regula la calidad del agua de beber siguiendo normas que sean al menos tan estrictas como las normas federales. Historicamente, los estándares de California han sido más estrictos que los federales.

Hay dos tipos de límites conocidos como estándares. Los estándares primarios lo protegen de sustancias que potencialmente podrían afectar su salud. Las normas establecen los Niveles Contaminantes Máximos (MCL, en inglés) que se permite del contaminante primario o secundario en el agua de beber. Los abastecedores de agua deben asegurarse de que la calidad de esta cumpla con los Niveles Contaminantes Máximos (o MCLs, en inglés). No todas las sustancias tienen un Nivel Contaminante Máximo. El plomo y el cobre, por ejemplo, son regulados, por cierto nivel de acción. Si cualquier sustancia química sobrepasa el nivel de acción, se dará la necesidad de un proceso de tratamiento para rebajar los niveles en el agua de beber. Los abastecedores de agua deben cumplir con los Niveles Contaminantes Máximos para asegurar la calidad del agua.

Las Metas para la Salud Pública (MSP [o PHGs, en inglés]) son establecidas por la agencia estatal de California-EPA. Las PHGs proveen más información con respecto a la calidad del agua, y son similares a los reglamentos federales nombrados Metas para Los Niveles de Contaminante *Maximos* (MNCM [o MCLGs, en inglés]). Las PHGs y MCLGs son metas a nivel recomendable. Las PHG y MCLG son ambas definidas como los niveles de contaminantes en el agua potable por debajo de los niveles donde no se esperan riesgos a la salud y no enforzables. Ambos niveles PHG y MCLG son concentraciones de una sustancia en las que no hay riesgos a la salud aún conocidos.

¿Cómo Interpreto Mi Informe de Calidad del Agua?

Aunque analizamos más de 100 sustancias, las normas nos requieren que reportemos solo aquellas que se encuentran en el agua. La primera columna en la tabla de la calidad de agua muestra la lista de las sustancias detectadas en el agua. La siguiente columna muestra la lista de la concentración promedio y el rango de concentraciones que se hallan encontrado en el agua que usted toma. En seguida están las listas de el MCL, el PHG y el MCLG, si estos son apropiados. La última columna describe las probables fuentes u origen de las sustancias detectadas en el agua potable.

Para revisar la calidad de su agua de beber, compare los valores por encima del promedio, mínimos y máximos y el Nivel Contaminante Máximo. Revise todos los químicos que se encuentran por encima del Nivel Contaminante Máximo. Si los químicos sobrepasan el Nivel Contaminante Máximo no significa que sea detrimental a la salud de inmediato. Más bien, se requiere que se realicen análisis más frecuentemente en el abastecimiento del agua por un corto período. Si los resultados muestran sobrepasar el MCL, el agua debe ser tratada para remover esa sustancia, o el abastecimiento de esta debe decomisionarse.

¿Por Qué Hay Tanta Publicidad Sobre La Calidad Del Agua Potable?

Las fuentes del agua potable (de ambas agua de la llave y agua embotellada) incluye ríos, lagos, arroyos, lagunas, embalses, manantiales, y pozos. Al pasar el agua por la superficie de los suelos o por la tierra, se disuelven minerales que ocurren al natural, y en algunas ocasiones, material radioactivo, al igual que pueden levantar sustancias generadas por la presencia de animales o por actividades humanas.

Entre los contaminantes que pueden existir en las fuentes de agua se incluyen:

- Contaminantes microbiales como los virus y la bacteria, los que pueden venir de las plantas de tratamiento de aguas negras, de los sistemas sépticos, de las operaciones de ganadería, y de la vida salvaje;
- Contaminantes inorgánicos, como las sales y los metales, los cuales pueden ocurrir naturalmente o como resultado del desagüe pluvial, industrial, o de alcantarillado, producción de gas natural y petróleo, minas y agricultura.
- Pesticidas y herbicidas, los cuales pueden venir de varias fuentes tales como la agricultura, del desagüe pluvial, y de usos residenciales;

- Contaminantes de otras sustancias químicas orgánicas, incluyendo químicos orgánicos volátiles y sintéticos que son productos de procesos industriales y de la producción de petróleo, y que pueden provenir de las estaciones de gasolina, desagües pluviales urbanos, y agricultura aplicación y de sistemas sépticos;
- Contaminantes radioactivos, los cuales pueden ocurrir naturalmente o que pueden ser resultados de las actividades de la producción de gas natural y minería.

Con el fin de garantizar que el agua del grifo es segura para beber, la Agencia de Protección Ambiental (EPA) y la Junta de Control de Recursos Hídricos del Estado (Consejo de Estado) prescriben regulaciones que limitan la cantidad de ciertos contaminantes en el agua suministrada por los sistemas públicos de agua. Los reglamentos de Departamento también establecen límites de contaminantes en el agua embotellada la cual debe proveer la misma protección a la salud pública.

Toda el agua potable, incluyendo el agua embotellada, puede contener cantidades pequeñas de ciertos contaminantes. La presencia de contaminantes no necesariamente indica que haya algún riesgo de salud. Para más información acerca de contaminantes y riesgos a la salud favor de llamar a la USEPA encargada de proteger el agua potable al teléfono (1-800-426-4791). Usted puede obtener más información sobre el agua potable al conectarse al Internet en los siguientes domicilios:

- <https://www.epa.gov/ground-water-and-drinking-water/safe-drinking-water-information>
(el sitio Web del USEPA)
- http://www.waterboards.ca.gov/drinking_water/certification/drinkingwater/NotificationLevels.shtml
(sitio Web estatal)

Si presente, los niveles elevados del plomo pueden causar el problema de salud serio, sobre todo para mujeres embarazadas y chiquitos. El plomo en el agua potable es principalmente de materiales y componentes asociados con líneas de servicios y a casa fontanería. Maywood Compañía de Echar agua Mutua el No 1 es responsable de proporcionar el agua potable de alta calidad, pero no puede controlar la variedad de materiales usados en la fontanería de componentes. Cuando su echar agua ha estado sentándose durante varias horas, usted puede minimizar el potencial para la exposición de plomo limpiando con agua su grifo durante 30 segundos a 2 minutos antes de usar el echar agua para beber o cocinarse. Si usted está preocupado por el plomo en su echar agua, usted puede desear hacer probar su echar agua. La información en el plomo en el agua potable, probando métodos, y pasos que usted puede tomar para minimizar la exposición está disponible de la Línea directa de Agua Potable Segura o en <http://www.epa.gov/lead>.

¿Debería Tomar Otras Precauciones?

Algunas personas pueden ser más vulnerables a los contaminantes en el agua potable que el público en general. Las personas que tienen problemas inmunológicos, o sea esas personas que estén en tratamiento por medio de quimioterapia cancerosa; personas que tienen órganos transplantados, o personas con SIDA o desordenes inmunológicos, personas de edad avanzada, y los bebés que son particularmente susceptibles a ciertas infecciones. Estas personas deben de consultar a sus proveedores de salud médica. Las guías de la USEPA/Centros de Control de Enfermedades aconsejan cómo disminuir los riesgos para prevenir la infección de Cryptosporidium y otros contaminantes microbiales están

disponibles por teléfono de la USEPA encargada de proteger el agua potable al teléfono (1-800-426-4791).

Valoración de su Abastecimiento de Agua

La compañía de agua de Maywood Mutual No. 1 condujo una valoración de su abastecimiento de aguas subterráneas en el Mayo de 2003. El abastecimiento de aguas subterráneas es considerado más vulnerable a estaciones de gasolina históricas; a químicos, procesos petroleros, y almacenaje; al plateado, acabado, y fabricación de metal; a talleres de carrocería; a estaciones de gasolina; y a tintorerías. Una copia de la evaluación aprobada puede ser obtenida por la petición escrita a la oficina central a la atención de Jose Herrera en 5953 Gifford Avenue, Parque de Huntington, CA 90255 o llamando al (323-560-2439).

¿Cómo Puedo Participar en las Decisiones Sobre Asuntos Acerca del Agua Que Me Puedan Afectar ?

Todos los accionistas están invitados a asistir a las reuniones de la Junta Directiva el último lunes de cada mes a las 11:00 a.m. en 5953 South Gifford Ave., Huntington Park, CA 90255. Las personas elegibles que viven dentro del distrito pueden asistir con la tarjeta de identidad Apropiada y 48 hora al aviso escrito.

¿Cómo Me Pongo En Contacto Con Mi Agencia del Agua Si Tengo Preguntas Sobre La Calidad Del Agua?

Si usted tiene preguntas específicas sobre la calidad del agua potable, por favor llame a Jose Herrera (323) 560-2439.

Algunas extremidades provechosas de la conservación del agua

- Arreglar los grifos que gotean en su hogar - excepto hasta 20 galones cada día por cada detenido de fugas
- Guardar entre 15 y 50 galones por cada vez que el lavado sólo cargas completas de ropa
- Ajuste sus regaderas de modo que el agua caiga en su césped / jardín, no la acera / calzada - excepto 500 galones por mes
- Utilice pajote orgánico alrededor de las plantas para reducir la evaporación - guardar cientos de galones por año
- Visite <http://www.epa.gov/watersense> para obtener más información.

www.maywoodmutualwater.com

IMPORTANT INFORMATION ABOUT YOUR DRINKING WATER

Este informe contiene información muy importante sobre su agua potable.
Tradúzcalo o hable con alguien que lo entienda bien.

Monitoring Requirements Not Met for Maywood Mutual Water Company #1

Our water system failed to monitor as required for drinking water standards during the past year and, therefore, was in violation of the regulations. Even though this failure was not an emergency, as our customers, you have a right to know what you should do, what happened, and what we did to correct this situation.

We are required to monitor your drinking water for specific contaminants on a regular basis. Results of regular monitoring are an indicator of whether or not our drinking water meets health standards. During the month of September 2022, Maywood Mutual Water Company No. 1 failed to monitor general physical analytes from the distribution system and therefore, cannot be sure of the quality of our drinking water during that time.

On November 8, 2022, Maywood Mutual Water Company No. 1 received Citation No.04_16_22C_010 for Failure to Comply with Domestic Water Supply Permit Conditions for September 2022.

What should I do?

- There is nothing you need to do at this time.
- The table below lists the contaminant(s) we did not properly test for during the last year, how many samples we are required to take and how often, how many samples we took, and the date when samples should have been taken.

Well 4 Treatment Plant Filter Effluent

Constituent	Required sampling frequency	Number of samples taken	When all samples should have been taken	When Samples Were Taken
<u>General Physical</u>				
1. Color	One per Month	None	September 2022	October 4, 2022
2. Odor	One per Month	None	September 2022	October 4, 2022
3. Turbidity	One per Month	None	September 2022	October 4, 2022

- If you have health issues concerning the consumption of this water, you may wish to consult your doctor.

What happened? What is being done?

Permit Amendment No. 1910084PA-001 requires Maywood Mutual Water Company #1 to monitor the Well 04 Treatment Plant filter effluent monthly for color, odor, and turbidity. The analytical results shall be submitted to the Division of Drinking Water (DDW) and a summary report containing these results shall also be submitted by the tenth (10th) day of the month following the reported month to the DDW. The water system failed to monitor general physical analytes (odor, color, and turbidity) from the distribution system.

As a directive in the Citation, Maywood Mutual Water Company No. 1 was required to implement the following:

1. By July 1, 2023, MMWC1 shall notify all persons served by the water system of the violation of Permit Amendment No. 1910084-PA-001. The notification must be completed in accordance with the following:
 - a. By mail or direct delivery to each customer served by the water system;
 - b. By secondary methods such as publication in a local newspaper;
 - c. By utilizing the 2022 Consumer Confidence Report.

The Chief Operator reported that corrective action was taken by first collecting the missing samples from the Well 4 Treatment Plant filter effluent for color, odor, and turbidity on October 4, 2022. The Chief Operator also stated that a three-step approach has been created when sampling: The Sampler (1st), Chief Operator (2nd), and General Manager (3rd) must review and sign off a data sheet to ensure all required monitoring has been completed.

For more information, please contact the Chief Operator, Jose Herrera at (323) 560-2439 or mail to 5953 Gifford Ave., Huntington Park, CA 90255.

Please share this information with all the other people who drink this water, especially those who may not have received this notice directly (for example, people in apartments, nursing homes, schools, and businesses). You can do this by posting this public notice in a public place or distributing copies by hand or mail.

Secondary Notification Requirements

Upon receipt of notification from a person operating a public water system, the following notification must be given within 10 days [Health and Safety Code Section 116450(g)]:

- **SCHOOLS:** Must notify school employees, students, and parents (if the students are minors).
- **RESIDENTIAL RENTAL PROPERTY OWNERS OR MANAGERS** (including nursing homes and care facilities): Must notify tenants.

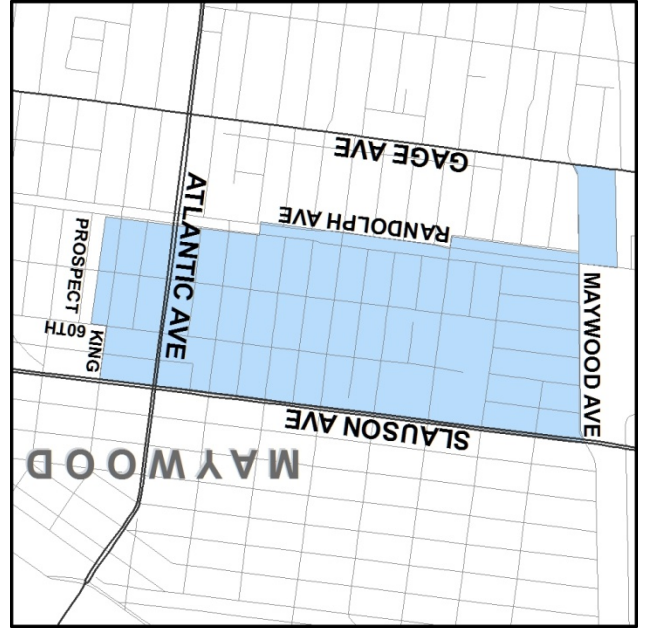
- BUSINESS PROPERTY OWNERS, MANAGERS, OR OPERATORS: Must notify employees of businesses located on the property.

This notice is being sent to you by Maywood Mutual Water Company No. 1.

State Water System ID#: 1910084.

Population Served: 5,500.

Date distributed: June 01, 2023.



Este informe contiene información muy importante sobre su agua potable. Tradúzcalo o hable con alguien que lo entienda bien. Para obtener una copia en Español, llame a (323) 560-2439.

MAYWOOD MUTUAL WATER COMPANY No. 1
5953 GIFFORD AVENUE
HUNTINGTON PARK, CA 90255